



STATE OF ACRE
FINANCE STATE SECRETARIAT
STATE'S GENERAL ACCOUNTING DIRECTORATE

SUMMARY REPORT ON BUDGET EXECUTION - SRBE
6th BIMESTER - JANUARY TO DECEMBER 2020
OVERVIEW

R\$ 7.02B

REALIZED REVENUE

R\$ 6.88B

COMMITTED EXPENSES

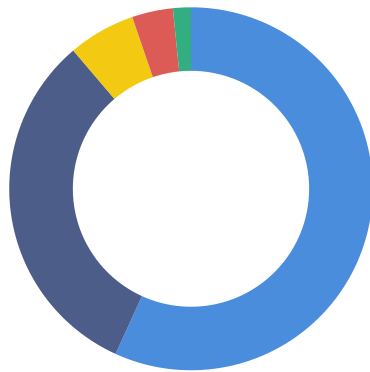
R\$ 144.97M

BUDGET SURPLUS

R\$ 346.93M

REGISTRATION IN REMAINS PAYABLE

EXPENSES COMMITTED BY ECONOMIC CATEGORY



STAFF AND SOCIAL CHARGES


OTHER CURRENT EXPENSES

INVESTMENTS

DEBT AMORTIZATION

DEBT INTEREST AND CHARGES

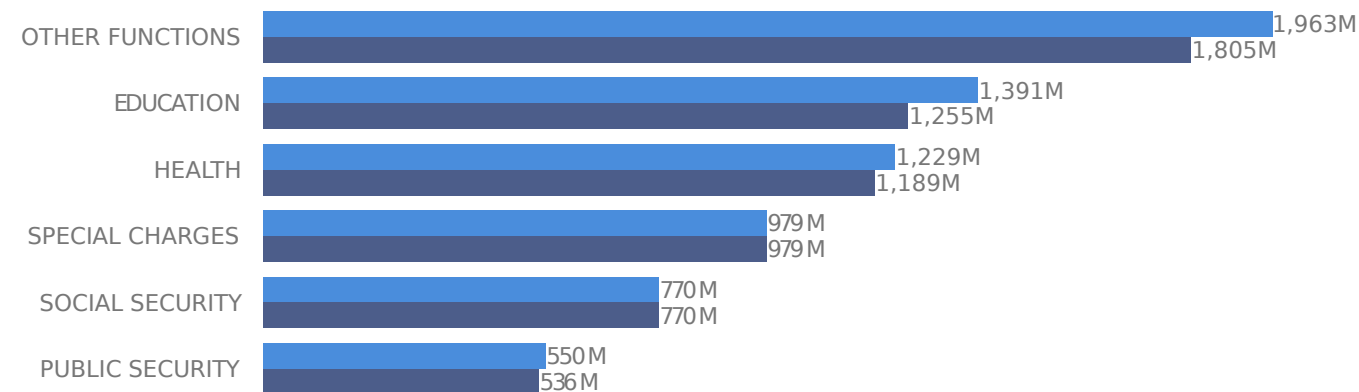
BUDGET REVENUE BY ECONOMIC CATEGORY



INITIAL FORECAST

REALIZED REVENUES

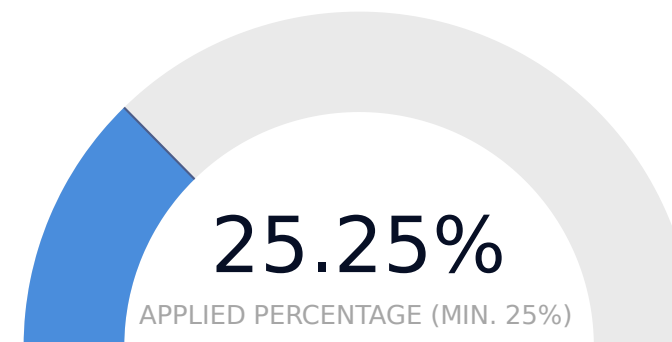
EXPENSES COMMITTED AND SETTLED BY FUNCTION



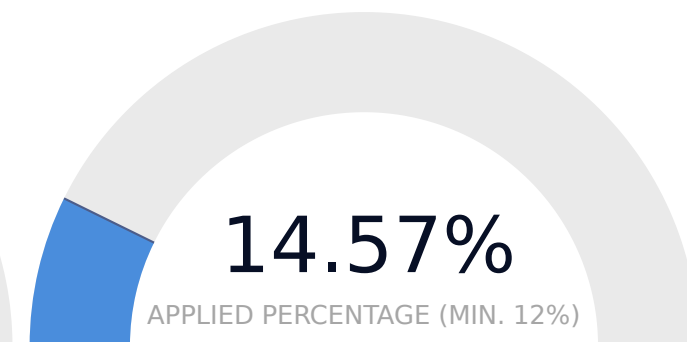
COMMITTED

SETTLED

EDUCATION EXPENSES



HEALTH EXPENSES

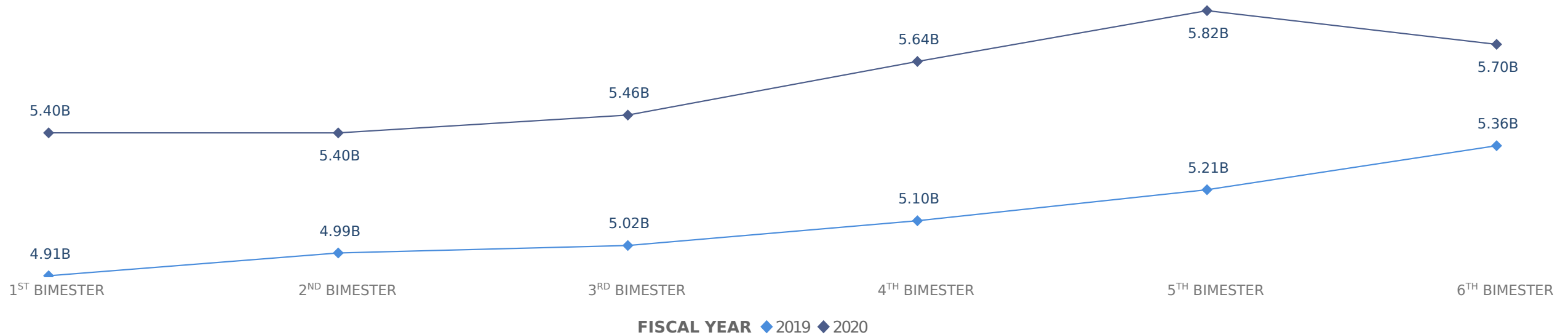




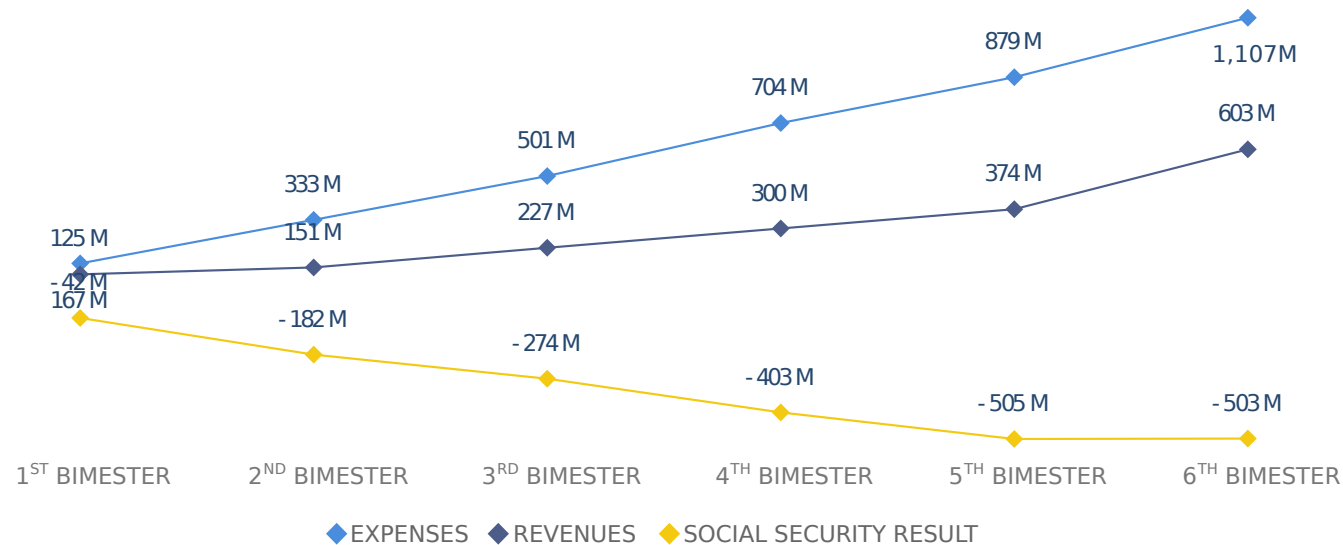
STATE OF ACRE
FINANCE STATE SECRETARIAT
STATE'S GENERAL ACCOUNTING DIRECTORATE

SUMMARY REPORT ON BUDGET EXECUTION - SRBE
6th BIMESTER - JANUARY TO DECEMBER 2020
OVERVIEW

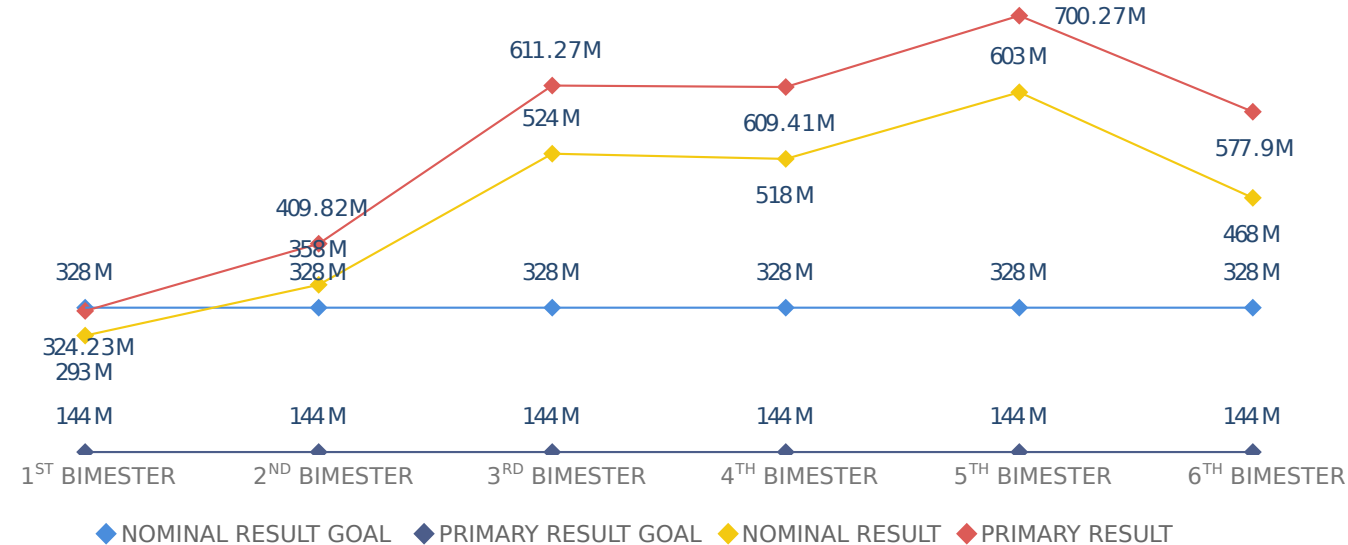
CURRENT NET REVENUE - CNR



REVENUE, EXPENSES AND SOCIAL SECURITY OUTCOME



PRIMARY AND NOMINAL OUTCOME





STATE OF ACRE
FINANCE STATE SECRETARIAT
STATE'S GENERAL ACCOUNTING DIRECTORATE

FISCAL MANAGEMENT REPORT - FMR
3rd QUADRIMESTER - JANUARY TO DECEMBER 2020
OVERVIEW

CONSOLIDATED NET DEBT

3.34B

Maximum Limit: 200% of CNR: 11.41B

EXTERNAL LOANS

1,813,684,334.77
2019

2,309,900,897.10
2020

INTERNAL LOANS

1,470,375,791.55
2019

1,440,640,093.69
2020

NON-FINANCIAL INSTITUTION

366,451,797.34
2019

366,977,417.82
2020

INSTALLMENTS

76,963,075.50
2019

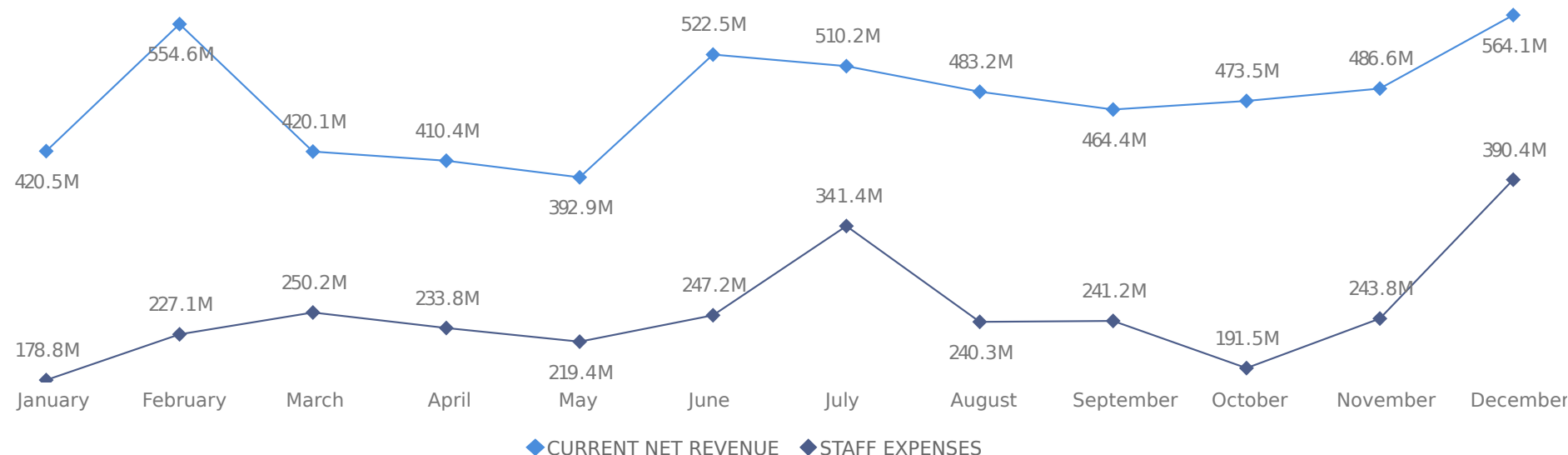
139,066,227.06
2020

PRECATORIES

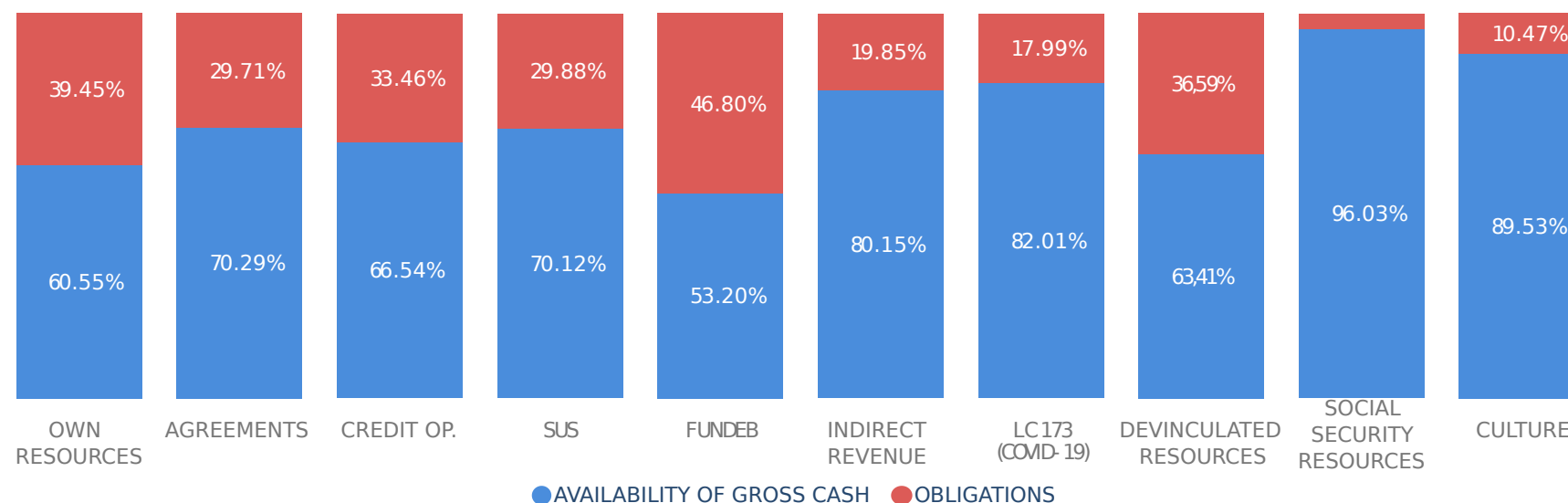
148,658,578.93
2019

104,645,627.21
2020

CURRENT NET REVENUE AND STAFF EXPENSES PER MONTH



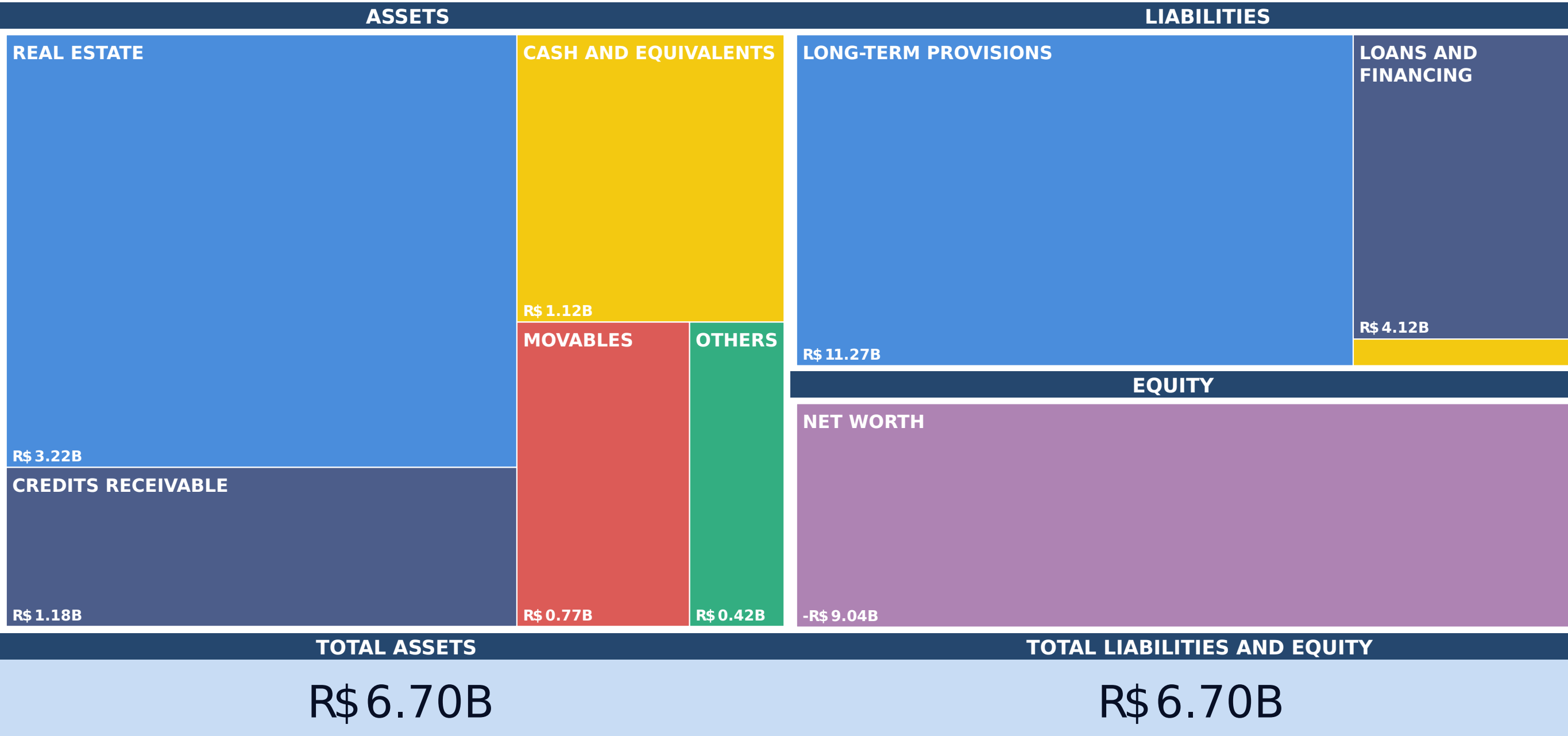
AVAILABILITY OF GROSS CASH AND OBLIGATIONS BY RESOURCE SOURCES





STATE OF ACRE
FINANCE STATE SECRETARIAT
STATE'S GENERAL ACCOUNTING DIRECTORATE

OVERALL STATE BALANCE SHEET
BALANCES ON 12/31/2020
OVERVIEW





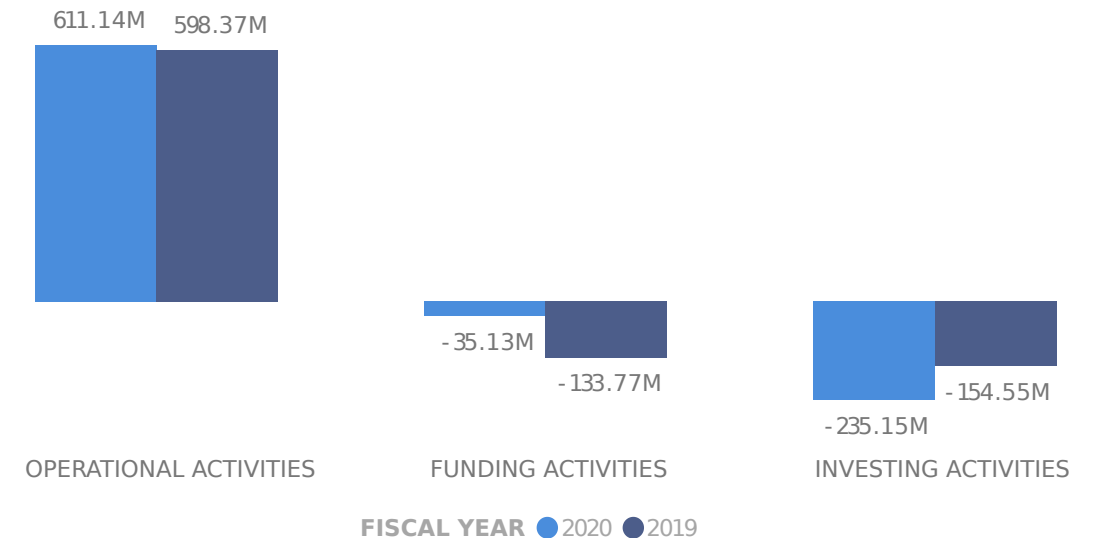
STATE OF ACRE
FINANCE STATE SECRETARIAT
STATE'S GENERAL ACCOUNTING DIRECTORATE

OVERALL STATE BALANCE SHEET
BALANCES ON 12/31/2020
OVERVIEW

STATEMENT OF CHANGES IN EQUITY - SCE

EQUITY VARIATIONS	12/31/2020	12/31/2019
OTHER INCREASING VARIATIONS	6,262,271,485.43	1,470,024,085.19
TRANSFERS AND DELEGATIONS RECEIVED	4,343,958,873.53	4,003,652,075.35
TAXES AND FEES	1,208,416,499.43	1,981,795,016.20
FINANCIAL INCREASE EQUITY VARIATIONS	481,888,771.10	432,936,487.95
CONTRIBUTIONS	239,553,462.70	253,261,846.97
SALE OF GOODS, SERVICES AND RIGHTS	70,821,048.04	89,292,160.50
VALUATION AND GAINS FROM ASSETS	15,729,550.41	274,740,638.26
DEVALUATION AND LOSS OF ASSETS	-27,794,517.34	-368,423,172.55
PENSION AND ASSISTANCE BENEFITS	-64,199,745.19	-39,028,312.12
TAX EXPENSES	-71,601,070.78	-65,893,406.92
TRANSFERS AND GRANTED DELEGATIONS	-525,033,128.55	-490,889,244.61
USE OF GOODS, SERVICES AND CONSUMPTION	-950,563,809.39	-839,712,764.67
OTHER DIMINUTIVE VARIATIONS	-1,025,727,077.09	-2,563,303,017.44
FINANCIAL DIMINUTIVE EQUITY VARIATIONS	-1,095,204,056.97	-674.559.589,01
STAFF AND CHARGES	-3,903,809,252.96	-3.736.185.970,89
EQUITY RESULTS	4,958,707,032.37	-272.293.167,79

NET CASH FLOWS STATEMENT



TECHNICAL TEAM

MÁRCIO DA SILVA
 SAFIRA SYSTEM MANAGEMENT DIVISION

MARIA ELINEMÁRIA DA SILVA E SILVA
 DIVISION OF MANAGEMENT REPORTS AND LRF (Fiscal Responsibility Law)

SILVIA SILVA DE SOUZA
 DIVISION OF HERITAGE AND ACCOUNTING CONSOLIDATION

SIMONE HAESER FERREIRA MARINHEIRO
 DIVISION OF ACCOUNTING AND TAX INFORMATION

EDUARDO ALVES MAIA NETO
 DIRECTOR OF STATE'S GENERAL ACCOUNTING